













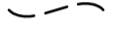
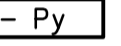
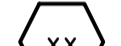









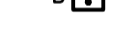
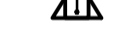


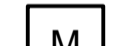












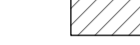


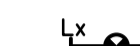


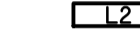
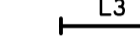

















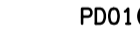
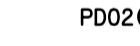
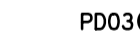
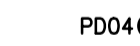
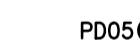
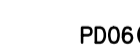
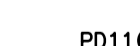


LEGEND

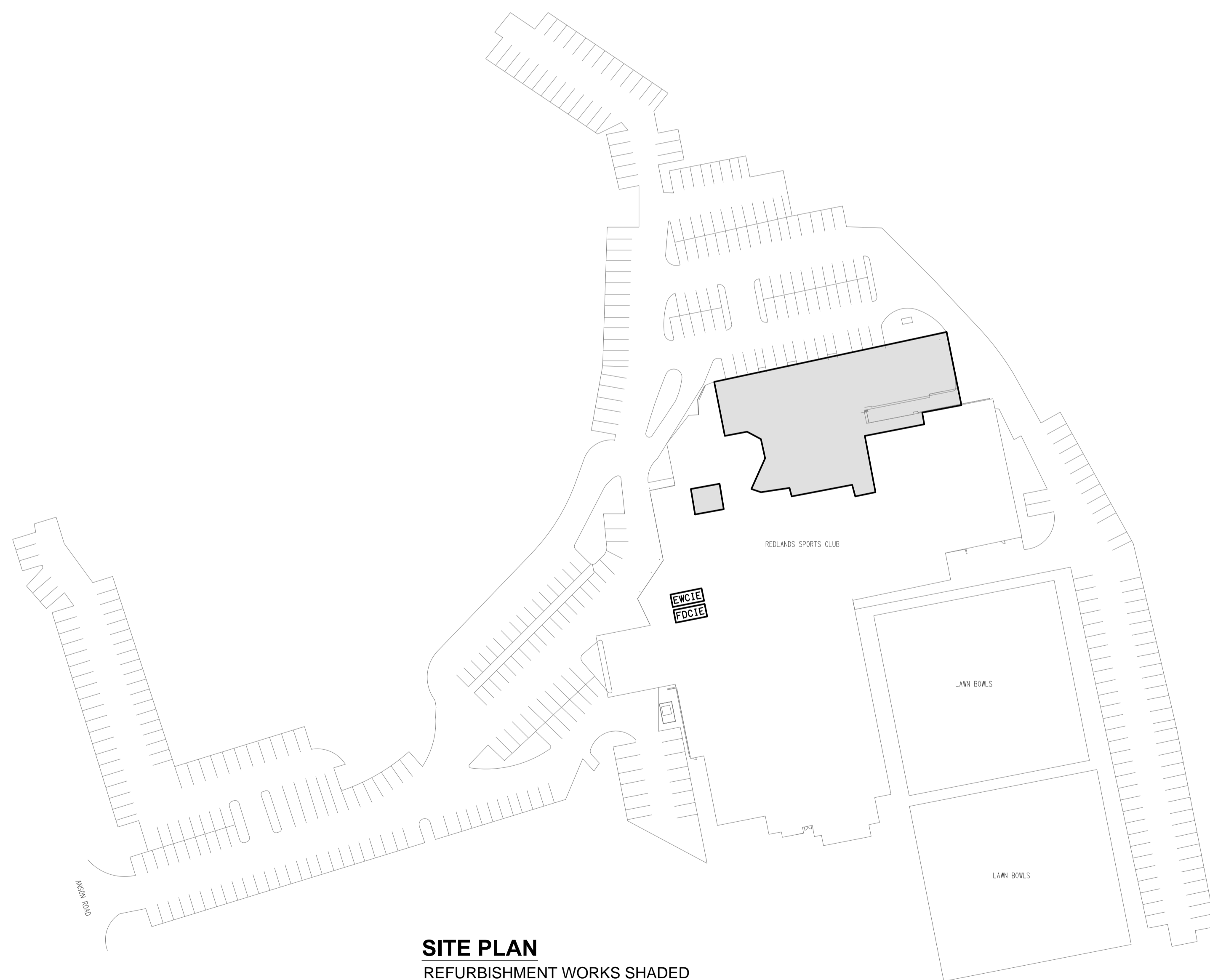
-  ELECTRICAL SERVICES SWITCHBOARD.
-  SWITCHBOARD / CONTROL PANEL NOT PROVIDED AS PART OF THE ELECTRICAL SUBCONTRACT.
-  SINGLE POWER OUTLET.
-  DOUBLE POWER OUTLET.
-  SPECIAL PURPOSE POWER OUTLET.
-  SINGLE PHASE ISOLATOR.
-  THREE PHASE ISOLATOR.
-  JUNCTION BOX.
-  HAND DRYER CONNECTION.
-  LIGHTING CONTROL SWITCH PANEL, TYPE AS NOTED.
-  ONE-WAY LIGHT SWITCH.
-  TWO-WAY LIGHT SWITCH.
-  CIRCUIT LINE.
-  SWITCH LINE.
-  DB-x - Py POWER CIRCUIT DESIGNATION. DENOTES DB AND CIRCUIT.
-  LIGHTING CONTROL CHANNEL REFERENCE.
-  ELECTRICAL EQUIPMENT AS NOTED.
-  RJ45 COMMUNICATIONS OUTLET.
-  FIRE EVACUATION SPEAKER.
-  FIRE EMERGENCY WARNING CIE.
-  FIRE DETECTION CIE.
-  FIRE DOOR INTERFACE.
-  FIRE ALARM HORN.
-  THERMAL DETECTOR.
-  THERMAL DETECTOR, TYPE B SEALED.
-  THERMAL DETECTOR WITHIN DUCT.
-  SMOKE DETECTOR.
-  SUPPLY AUTHORITY CODE COMPLIANT LV MAXIMUM DEMAND TARIFF METER.
-  PRIVATE METER.
-  MAXIMUM DEMAND INDICATORS.
-  SURGE PROTECTION.
-  FUSE.
-  SINGLE PHASE.
-  THREE PHASE.
-  CURRENT TRANSFORMER C/W REMOVABLE LINK.
-  FUSE LINK.
-  COMBINED FUSE SWITCH.
-  CIRCUIT BREAKER.

LEGEND

-  ISOLATOR.
-  RESIDUAL CURRENT DEVICE.
-  CONTACTOR - NORMALLY OPEN.
-  CONTACTOR - NORMALLY CLOSED.
-  REFER TO DETAIL NOTED FOR THE AREA SHOWN HATCHED. ADDITIONAL OUTLETS & FITTINGS MAY BE SHOWN ON DETAIL.
-  E1: GENERAL LED EMERGENCY LIGHT.
-  EX: EMERGENCY LED EXIT LIGHT.
-  Lx: LIGHT FITTING C/W NON-MAINTAINED EMERGENCY BATTERY PACK. TYPE AS NOTED.
-  L1: 300 x 600 FLUSH RECESSED LED PANEL LIGHT.
-  L2: 300 x 1200 FLUSH RECESSED LED PANEL LIGHT.
-  L3: 1200 SURFACE LED BATTEN C/E INTEGRAL SENSOR.
-  GL01: DECORATIVE DALI DIMMABLE GARDEN STAKE LIGHT.
-  LMP01: DECORATIVE NON DIMMABLE TABLE LAMP.
-  HL01: DECORATIVE PENDANT HEAT LAMP.
-  HL02: LINEAR UNDER SHELF HEAT LAMP.
-  S1: REAR BAR DISPLAY DALI DIMMABLE LED STRIP LIGHT.
-  S2: BAR COUNTER PELMET DALI DIMMABLE LED STRIP LIGHT.
-  S3: REAR CAFE WALL DALI DIMMABLE LED STRIP LIGHT.
-  S4: CEILING COFFER DALI DIMMABLE LED STRIP LIGHT.
-  S5: CEILING COFFER DALI DIMMABLE LED STRIP LIGHT.
-  S6: WALL PELMET DALI DIMMABLE LED STRIP LIGHT.
-  S7: AMENITY WALL PELMET DALI DIMMABLE LED STRIP LIGHT.
-  S8: CAFE CEILING PELMET DALI DIMMABLE LED STRIP LIGHT.
-  WL01: DECORATIVE NON DIMMED WALL LIGHT.
-  WL02: DECORATIVE FEATURE COLUMN NON DIMMED WALL LIGHT.
-  WL03: DECORATIVE AMENITY ENTRY NON DIMMED WALL LIGHT.
-  WL04: DECORATIVE AMENITY MIRROR NON DIMMED WALL LIGHT.
-  PD01: DECORATIVE NON DIMMED PENDANT LIGHT.
-  PD02: DECORATIVE NON DIMMED PENDANT LIGHT.
-  PD03: DECORATIVE NON DIMMED PENDANT LIGHT.
-  PD04: DECORATIVE NON DIMMED PENDANT LIGHT.
-  PD05: DECORATIVE NON DIMMED PENDANT LIGHT.
-  PD06: DECORATIVE NON DIMMED PENDANT LIGHT.
-  PD11: THREE DECORATIVE NON DIMMED PENDANT LIGHTS.
-  RD01: RECESSED DALI DIMMABLE LED DOWNLIGHT.
-  RD02: RECESSED DALI DIMMABLE LED DOWNLIGHT.
-  RD03: RECESSED DALI DIMMABLE LED DOWNLIGHT.

NOTE

ALL ELECTRICAL PENETRATIONS THROUGH THE ROOF SHEETING ARE TO BE IN LINE WITH THE STRUCTURAL OR MECHANICAL SERVICES PENETRATIONS TO AVOID DEDICATED FLASHINGS FOR THE ELECTRICAL SERVICES.



SITE PLAN
REFURBISHMENT WORKS SHADED
SCALE 1:750

ELECTRICAL DESIGN GROUP BRISBANE
PTY LTD
ACN 092 710 793
TRADING AS:
ELECTRICAL DESIGN GROUP

THE COPYRIGHT OF THIS DRAWING
REMAINS THE PROPERTY OF THE
ELECTRICAL DESIGN GROUP.
USE FIGURED DIMENSIONS
IN PREFERENCE TO SCALE.
ALL DIMENSIONS TO BE
VERIFIED ONSITE.

ELECTRICAL DESIGN GROUP
ELECTRICAL BUILDING SERVICES CONSULTANTS
BRISBANE GOLD COAST

P.O.Box 15, Sherwood Q.4075
Phone: (07) 3278 4375
Email: brisbane@edg.net.au
Web: www.edg.net.au

PROJECT:
**REDLANDS SPORTING CLUB
REFURBISHMENT**

ANSON ROAD, WELLINGTON POINT, QUEENSLAND

A	PRELIMINARY	10/04/2024
REV:	DESCRIPTION:	DATE:

DRAWING:
**ELECTRICAL SERVICES
LEGEND & SITE PLAN**

SCALE:
1:750

AT A1

PROJECT NO:
C3204a

DRAWING NO:
E01

REVISION:
A